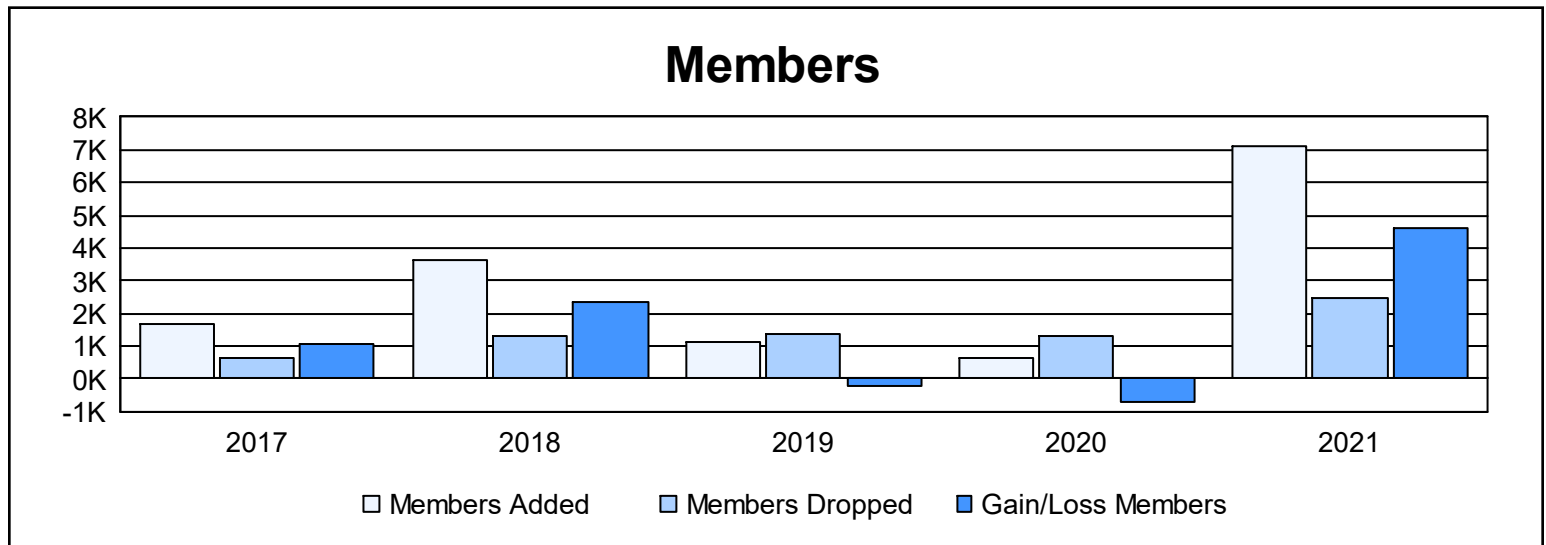
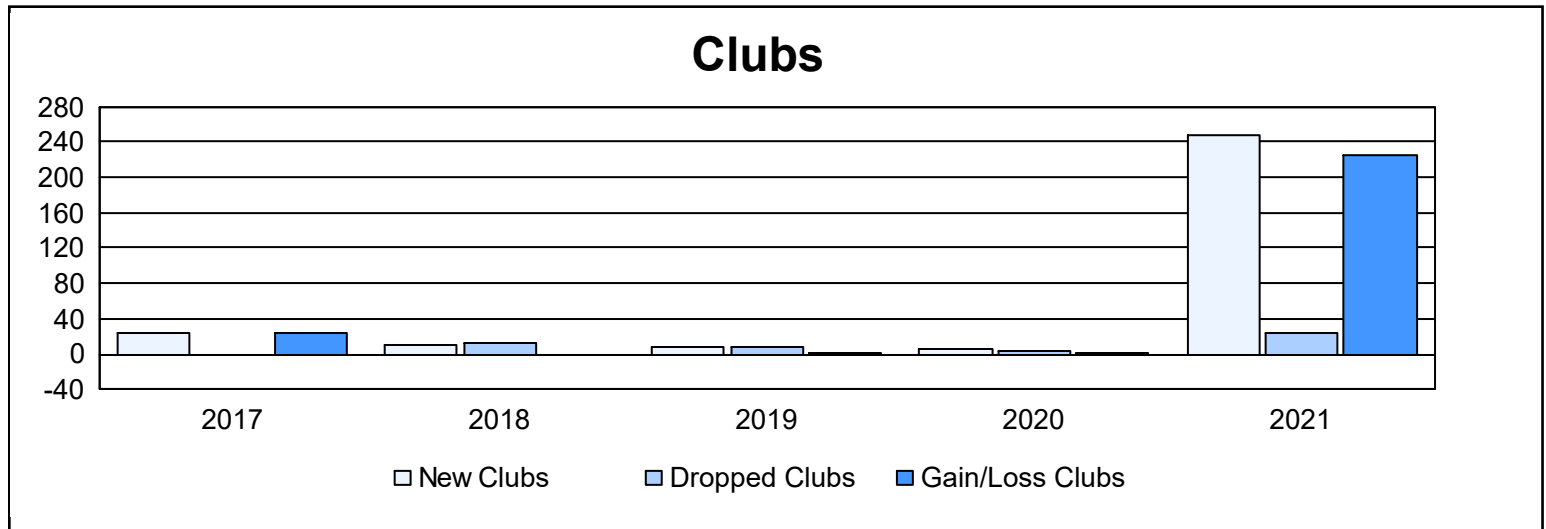
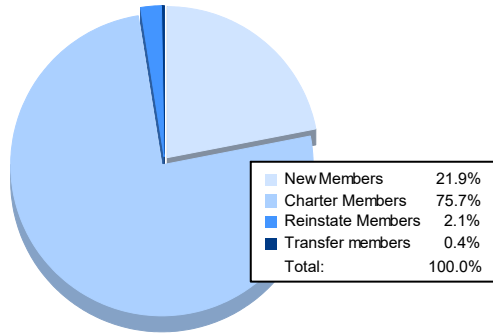


| Year | New Clubs | Dropped Clubs | Gain/ Loss Clubs | New Members | Charter Members | Reinstate Members | Transfer Members | Total Member Added | Total Members Dropped | Gain/ Loss Members |
|----------------|-----------|---------------|------------------|--------------|-----------------|-------------------|------------------|--------------------|-----------------------|--------------------|
| 2016-2017 | 23 | 0 | 23 | 1,057 | 546 | 44 | 33 | 1,680 | 643 | 1,037 |
| 2017-2018 | 11 | 13 | -2 | 3,252 | 264 | 93 | 29 | 3,638 | 1,285 | 2,353 |
| 2018-2019 | 9 | 7 | 2 | 687 | 330 | 79 | 32 | 1,128 | 1,365 | -237 |
| 2019-2020 | 6 | 4 | 2 | 316 | 185 | 131 | 20 | 652 | 1,335 | -683 |
| 2020-2021 | 248 | 23 | 225 | 1,557 | 5,381 | 148 | 25 | 7,111 | 2,495 | 4,616 |
| Average | 59 | 9 | 50 | 1,374 | 1,341 | 99 | 28 | 2,842 | 1,425 | 1,417 |



Membership Composition June 2021 Cumulative



Gender Composition June 2021 Cumulative

